




How to Add www.FoodHero.org to Your Smartphone Home Screen

www.FoodHero.org is not an app, but you can add Food Hero as a shortcut to your smartphone's home screen to quickly and easily access the website, just like you would using an app. The Food Hero website was created through "responsive web design" meaning it has been designed to be easy to navigate across a wide range of devices (from computers, to tablets, to mobile phones).



✓ **Why add [FoodHero.org](http://www.FoodHero.org) to your phone's home screen?**
It's a great way to have your favorite recipes handy at the market!

- ✓ **Note there are 2 different sets of directions**
- for iPhone
 - for Android

Last Update: 1/25/2018



Oregon State University
Extension Service

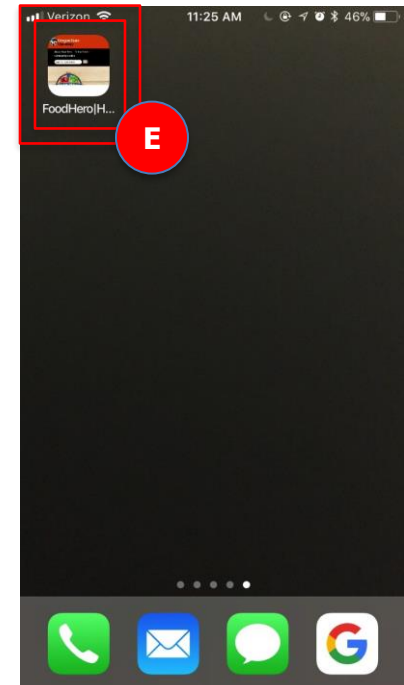
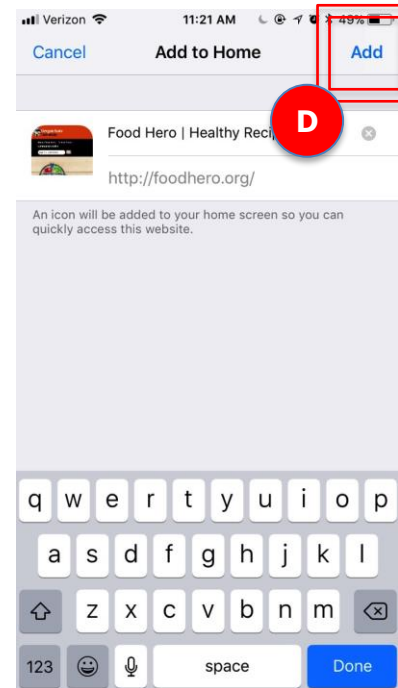
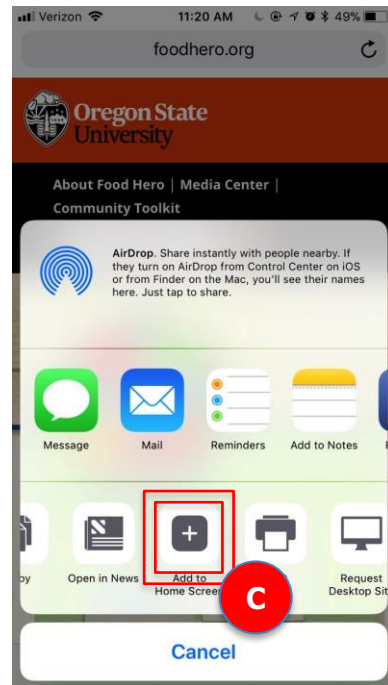
This material was funded by USDA's Supplemental Nutrition Assistance Program (SNAP). SNAP provides nutrition assistance to USDA is an equal opportunity provider and employer. 2018 Oregon State University Extension Service prohibits discrimination in all its programs, services, activities, and materials on the basis of race, color, national origin, religion, sex, gender identity (including gender expression), sexual orientation, disability, age, marital status, familial/parental status, income derived from a public assistance program, political beliefs, genetic information, veteran's status, reprisal or retaliation for prior civil rights activity. (Not all prohibited bases apply to all programs.) Oregon State University, Oregon State University Extension Service is an Equal Opportunity Provider and Employer.



How to Add www.FoodHero.org to Your Smartphone Home Screen

iPhone

- Open a web browser on your smartphone and go to <http://foodhero.org>. Navigate to the <http://foodhero.org> webpage you want the “app” to open up to, such as the Food Hero homepage or Recipe “A to Z” list page.
- Press the share button on the bottom toolbar.
- A menu pops up. Press the “Add to Home Screen” button.
- Press “Add” on the top right hand corner of the screen.
- You should now see the FoodHero.org button on your phone’s home screen.





How to Add FoodHero.org to Your Smartphone Home Screen

Android

- Open a web browser and go to <http://foodhero.org>.
- Navigate to the <http://foodhero.org> webpage you want the “app” to open up to, such as the Food Hero homepage or recipe “A to Z” list page. Press the menu button with 3 vertical dots located on the top right corner of the screen.
- A dropdown menu appears. Select “Add to Home Screen.”
- You should then see a shortcut button when you look at your home screen.

